




















Cronotabella

Tableau horaire

Altim .	Località	prov.	Parz.	Percorsi	Da percor.	38/km.h	40/km.h	42/km.h
Provincia di Modena								
121	Sassuolo - Trasferimento	MO	2,000		2,000			
121	Sassuolo via E. Romagna - partenza/départ	MO	0,000	0,000	198,200	11,30	11,30	11,30
121	 Via Pedemontana-circ. Nord/Est (P.L.)	MO	1,700	1,700	196,500	11,33	11,33	11,32
130	Fiorano Modenese Via del Canaletto	MO	5,300	7,000	191,200	11,41	11,41	11,40
130	Fiorano Modenese (centro)	MO	3,000	10,000	188,200	11,46	11,46	11,44
121	Sassuolo via Adda circonvallazione sud/est	MO	2,000	12,000	186,200	11,49	11,49	11,47
121	 Rotonda Due Madonne	MO	2,000	14,000	184,200	11,52	11,52	11,50
121	Sassuolo via Emilia Romagna - Cer. Fiordo	MO	2,300	16,300	181,900	11,56	11,55	11,53
121	 Via Pedemontana-circ. Nord/Est (P.L.)	MO	1,700	18,000	180,200	11,59	11,58	11,55
130	Fiorano Modenese Via del Canaletto	MO	5,300	23,300	174,900	12,07	12,06	12,03
130	Fiorano Modenese (centro)	MO	3,000	26,300	171,900	12,12	12,11	12,07
121	Sassuolo via Adda circonvallazione sud/est	MO	2,000	28,300	169,900	12,15	12,14	12,10
121	 Rotonda Due Madonne	MO	2,000	30,300	167,900	12,18	12,17	12,13
121	Sassuolo via Emilia Romagna - Cer. Fiordo	MO	2,300	32,600	165,600	12,22	12,19	12,16
121	 Via Pedemontana-circ. Nord/Est (P.L.)	MO	1,700	34,300	163,900	12,25	12,22	12,18
130	Fiorano Modenese bivio via del Canaletto	MO	5,300	39,600	158,600	12,33	12,30	12,26
125	 La Pozza - Rotonda Nuova Estense	MO	5,000	44,600	153,600	12,41	12,38	12,33
123	Cà di Sola	MO	5,400	50,000	148,200	12,50	12,46	12,41
112	Vignola Centro	MO	8,600	58,600	139,600	13,04	12,59	12,53
100	Savignano sul Panaro	MO	2,000	60,600	137,600	13,07	13,02	12,56
Provincia di Bologna								
78	Bazzano	BO	9,000	69,600	128,600	13,21	13,16	12,09
84	 Crespellano	BO	4,000	73,600	124,600	13,27	13,22	13,13
61	 Zola Predosa - (TV Trofeo Raimondi)	BO	6,000	79,600	118,600	13,36	13,31	13,22
61	 Zola Predosa - rotonda Pilastrino	BO	1,000	80,600	117,600	13,38	13,33	13,23
80	 Casalecchio - rotonda Biagi	BO	3,800	84,400	113,800	13,44	13,39	13,28
120	 Sasso Marconi (I. R.)	BO	10,000	94,400	103,800	14,00	13,54	13,43
157	Vado bivio per Monzuno (F.R.)	BO	9,000	103,400	94,800	14,14	14,08	13,57
623	 Monzuno	BO	8,000	111,400	86,800	14,27	14,20	14,09
244	 Fondovalle Savena	BO	4,000	115,400	82,800	14,33	14,26	14,15
714	 Loiano	BO	5,000	120,400	77,800	14,41	14,34	14,22
400	Livergnano	BO	11,000	131,400	66,800	14,58	14,51	14,39
200	Pianoro	BO	9,000	140,400	57,800	15,12	15,05	14,52
70	Rastignano	BO	7,800	148,200	50,000	15,24	15,17	15,04
70	Bologna - Piazza di Porta Santo Stefano	BO	6,600	154,800	43,400	15,34	15,27	15,13
70	Bologna - Piazza di Porta Saragozza	BO	2,500	157,300	40,900	15,38	15,31	15,17
70	Bologna - Meloncello	BO	1,500	158,800	39,400	15,40	15,33	15,19
268	 San Luca 1° Passaggio	BO	2,200	161,000	37,200	15,43	15,36	15,22
268	 San Luca 1° giro	BO	9,300	170,300	27,900	15,58	15,50	15,36
268	 San Luca 2° giro	BO	9,300	179,600	18,600	16,15	16,04	15,50
268	 San Luca 3° giro	BO	9,300	188,900	9,300	16,30	16,18	16,04
268	 San Luca 4° giro (Arrivo/Arrivée)	BO	9,300	198,200	0,000	16,45	16,32	16,18